

2023 World Service Conference of A.R.T.S. Anonymous

Treasurer's Report

Revised 1-09-2024

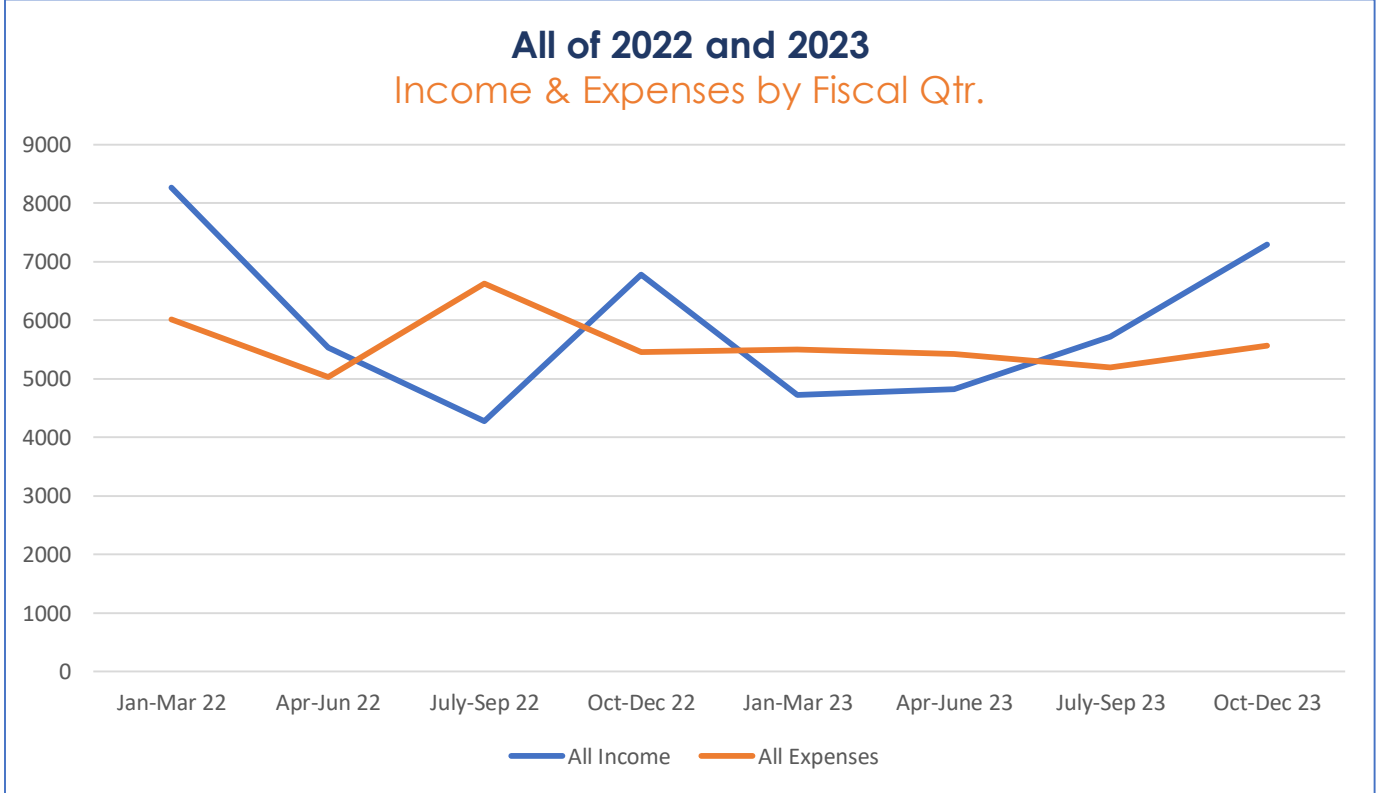
All of 2022 and 2023

by Fiscal Quarter

Income and Expenses

	Jan-Mar 22	Apr-Jun 22	July-Sep 22	Oct-Dec 22	Jan-Mar 23	Apr-June 23	July-Sep 23	July-Sep 23	Oct-Dec 23
All Income	8265.35	5527.53	4269.77	6779.14	4723.69	4817.22	5720.15	7292.87	7292.87
All Expenses	6018.44	5034.78	6624.77	5457.56	5496.93	5427.32	5191.31	5566.69	5566.69

- 2022 began with a large donation; overall income (blue line) dropped and is going back up again
- The uptick in income at the end of 2022 is due to the 2022 Conference, Convention and Birthday Celebration
- The end of 2023 shows a good trend upwards in income while expenses (orange line) remain steady



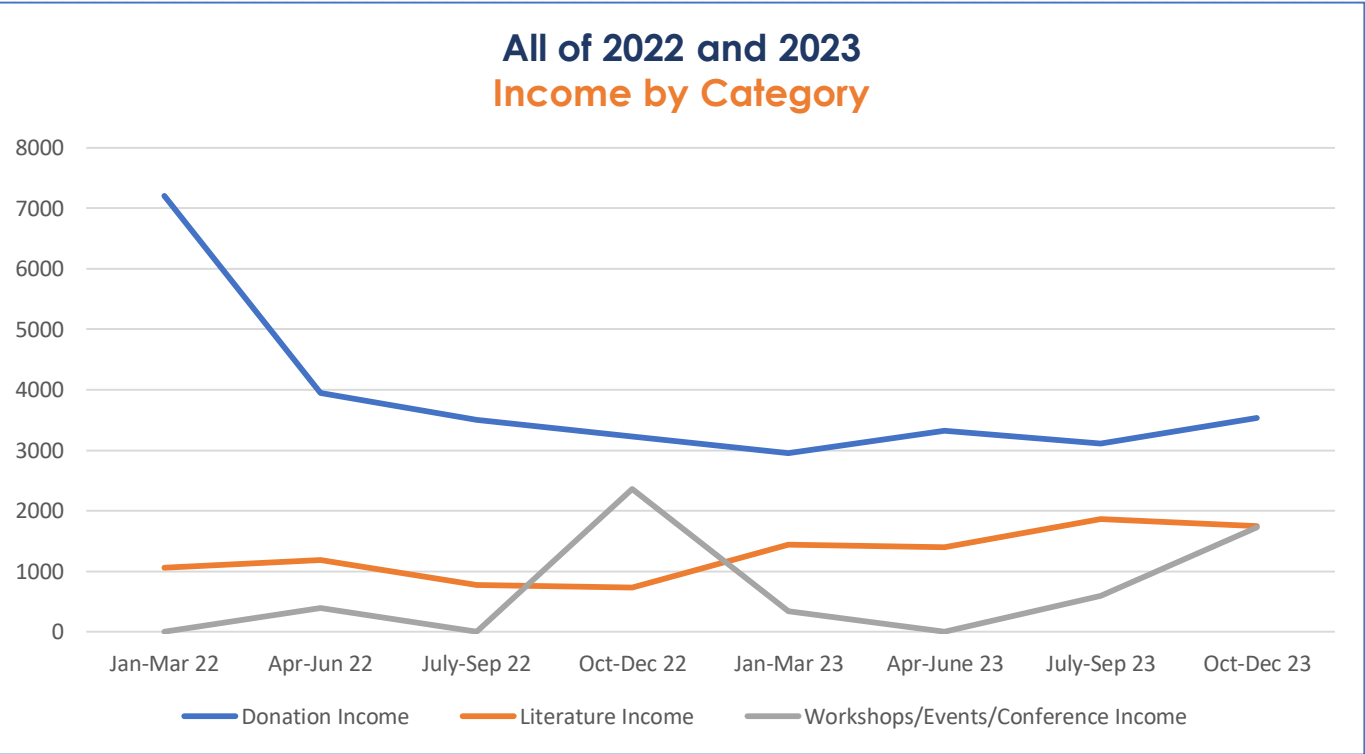
All of 2022 and 2023

by Fiscal Quarter

Income by Category

Category	Jan-Mar 22	Apr-Jun 22	July-Sep 22	Oct-Dec 22	Jan-Mar 23	Apr-June 23	July-Sep 23	Oct-Dec 23
Donation Income	7206.5	3946.65	3500.76	3229.73	2952.92	3325.47	3116.36	3529.38
Literature Income	1058.85	1182.88	769.01	728.19	1435.55	1396.75	1861.94	1741.89
Events/Conference Income	0.00	398	0.00	2356.22	335.22	0.00	592.3	1721.60

- Donations (blue line) remain the largest source of income
- Income from Literature (orange line) and Events/Conference (gray line) is going up



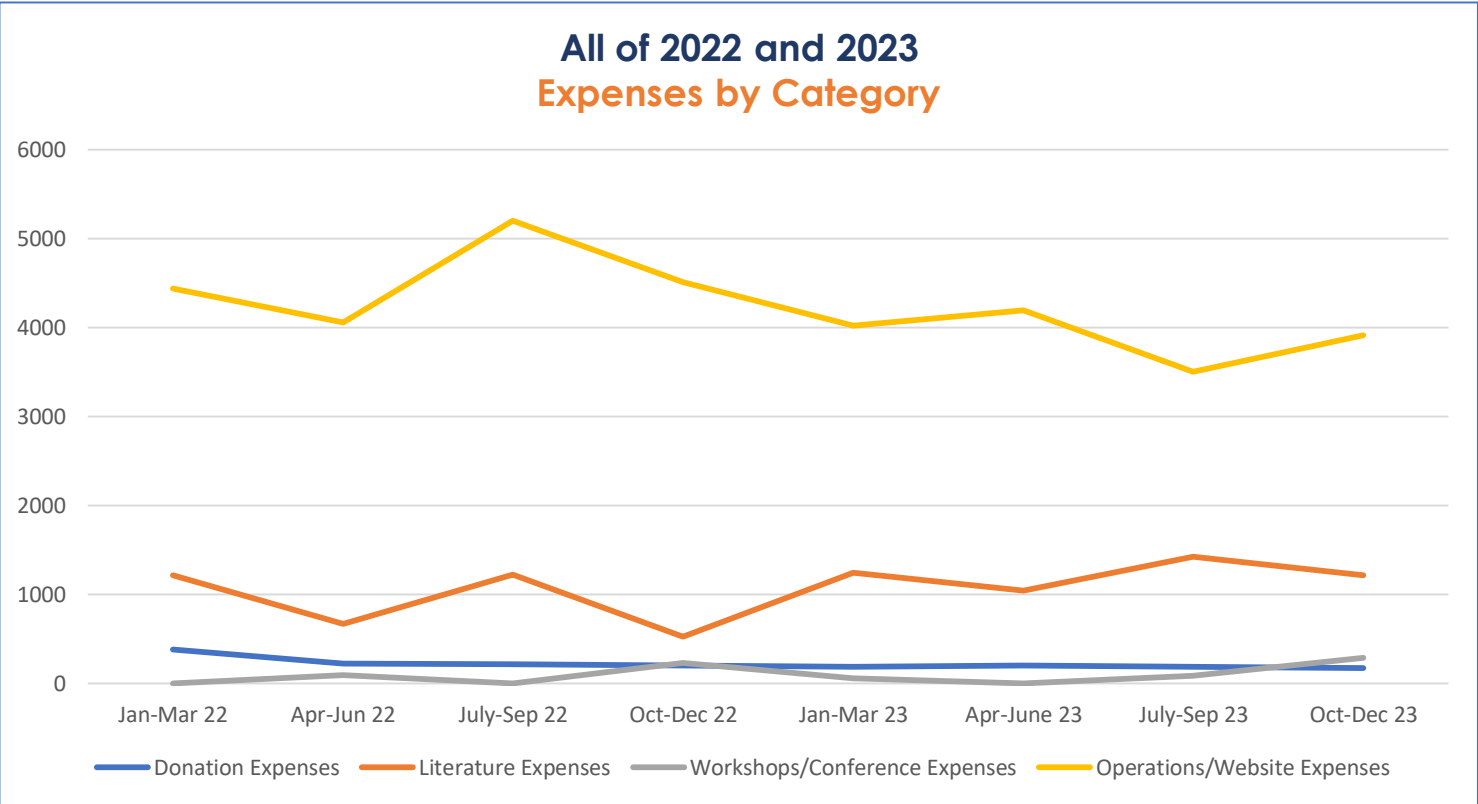
All of 2022 and 2023

by Fiscal Quarter

Expenses by Category

Category	Jan-Mar 22	Apr-Jun 22	July-Sep 22	Oct-Dec 22	Jan-Mar 23	Apr-June 23	July-Sep 23	Oct-Dec 23
Donation Expenses	375.17	221.17	210.79	200.39	184.65	194.73	184.66	166.93
Literature Expenses	1211.15	668.94	1216.59	522.49	1240.73	1039.1	1422.14	1209.47
Events/Conference Expenses	0.00	90.37	0.00	229.99	54.82	0.00	81.99	282.39
Operations/Website Expenses	4432.12	4054.3	5197.39	4504.69	4016.73	4193.49	3502.52	3907.90

- Operations (yellow line) is the highest expense category, but has dropped some
- Monetary benefit for each A.R.T.S. meeting from Office Operations and the Website is estimated to be \$29.30 per month

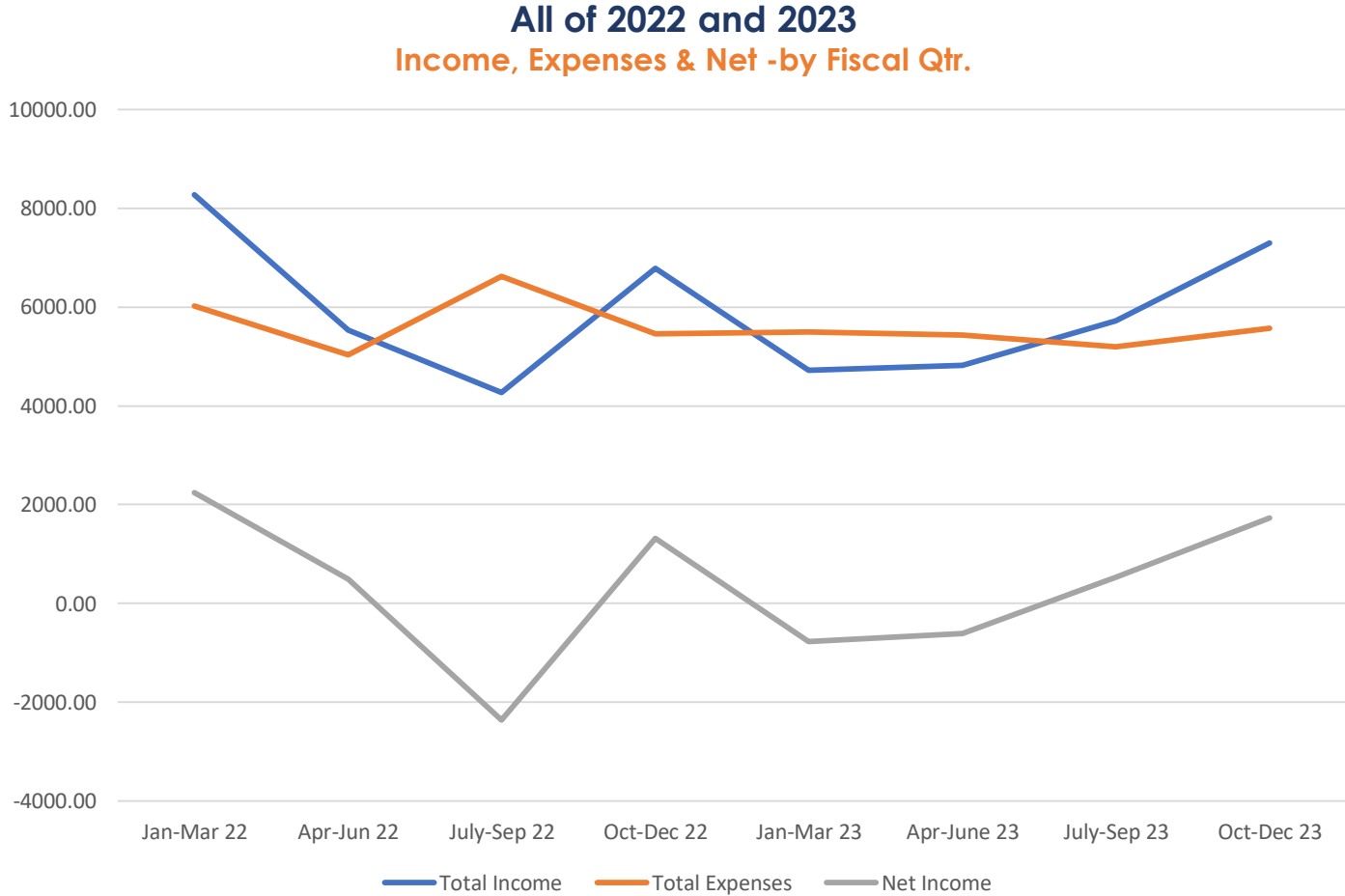


All of 2022 and 2023

by Fiscal Quarter

Income, Expenses & Net

- "Net Income" (the gray line) refers to the amount of income received as compared to the expenses paid in any given moment
- Net income goes up and down, depending on how much income we earn compared to the expenses. Sometimes that goes into the negative (below zero)
- Right now, net income is above 0, meaning we are in a moment of profit



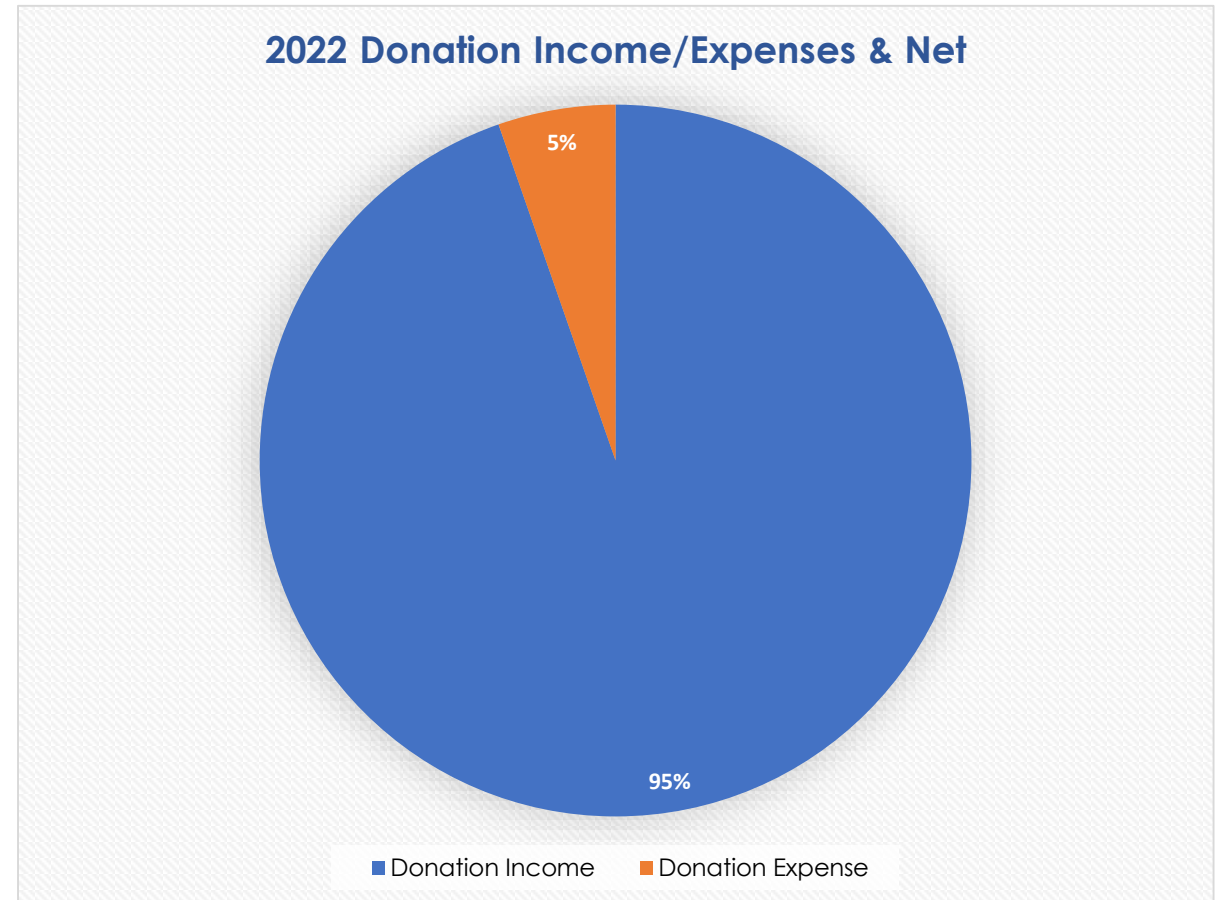
All of 2022 – Donation Income / Expenses & Net

Donations Income - 2022 \$17,883.64

Donations Expense - 2022 \$1,007.52

Donations Net Income - 2022 \$16,876.12

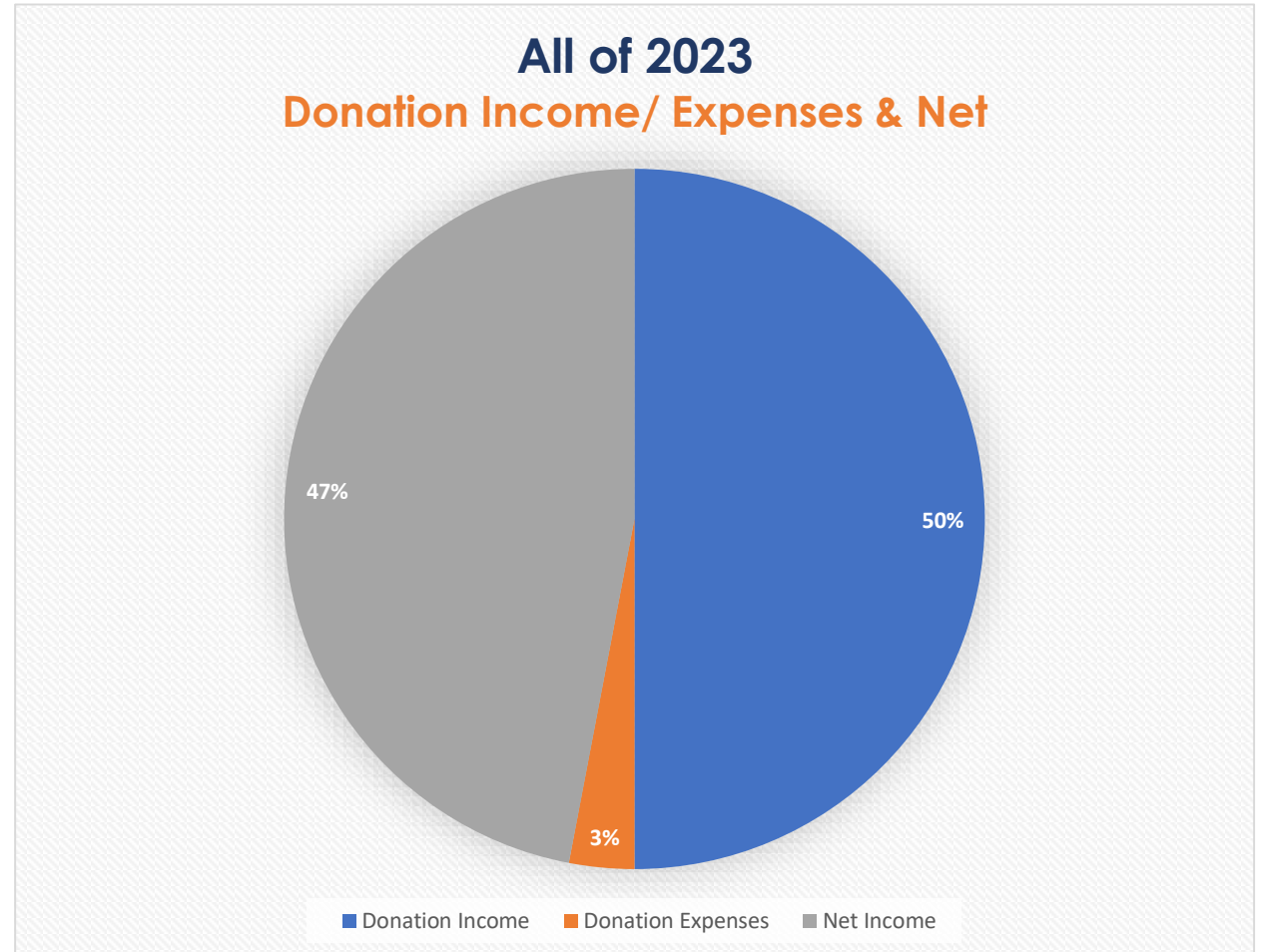
- \$3800 One-time major donation January 2022
- Expenses include the processing and transaction fees from credit cards and Paypal. In 2022 this came to just under 5%



All of 2023 – Donation Income/Expenses & Net Donation Income/Expenses/Net

Donations Income - 2023	\$12,924.13
Donations Expense - 2023	730.97
Donations Net Income - 2023	12,193.16

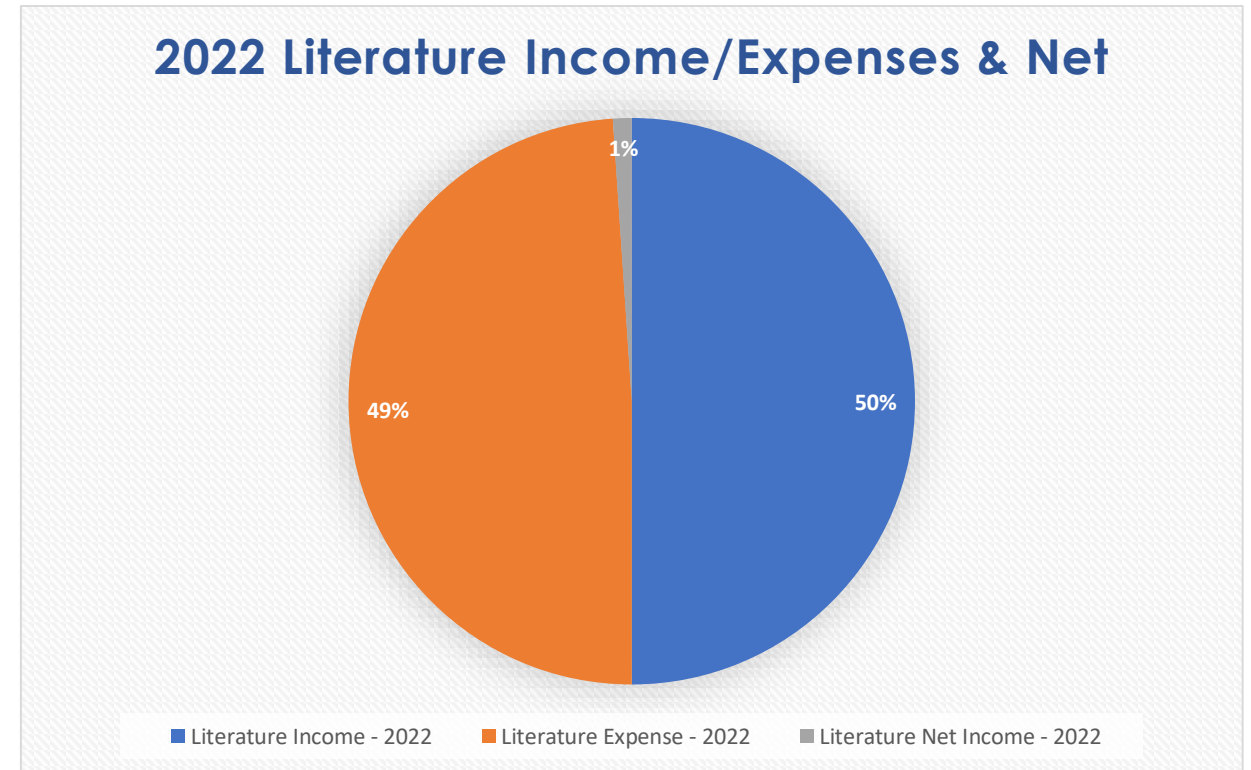
- When not counting the \$3,800 major donation made in 2022, the anticipated donation amount in 2023 is lower by \$1,159.51 from 2022 (about \$96.62 a month)
- International credit card fees have gone up
- Paypal donations, particularly when the donor pay the fees, costs A.R.T.S. less in transaction fees due to our not-for-profit status. Paypal donations are increasing
- Check donations incur no expense



All of 2022 – Literature Income / Expenses & Net

Literature Income - 2022	\$3,738.93
Literature Expense - 2022	\$3,659.21
Literature Net Income - 2022	\$79.72

- Literature (all printed books, booklets and pamphlets, plus pamphlets in kindle) barely broke even in 2022
- In June 2022 the Board moved to stop printing pamphlets and booklets as they were losing money
- A number of member-written pamphlets were converted for electronic download sale. There is a clear profit for ARTS for these, and the conversion takes little time



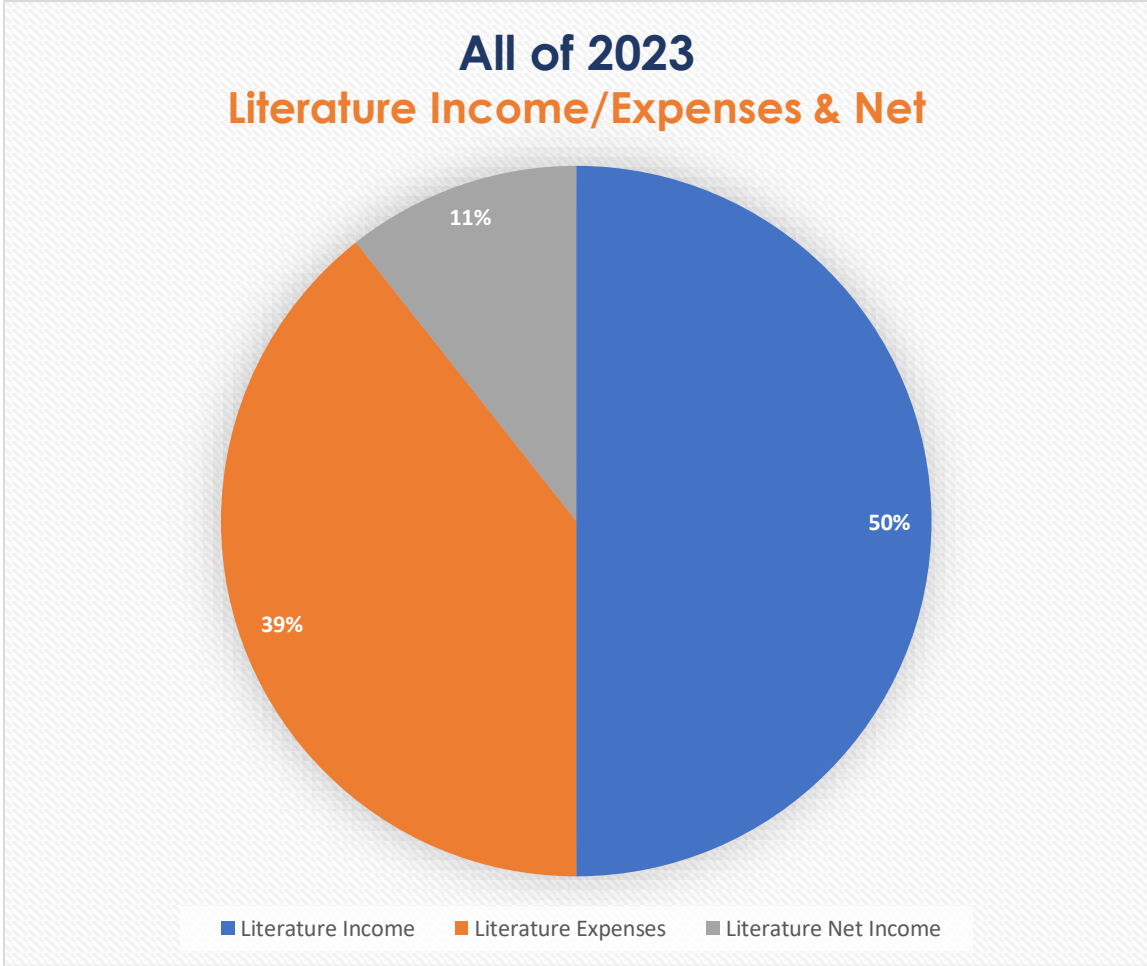
All of 2023 – Literature Income/Expenses & Net

Literature Income – 2023 \$6522.14

Literature Expense – 2023 \$4972.13

Literature Net Income – 2023 \$1550.01

- 2023 shows a healthier margin in net income, of about 11%. If this becomes a trend it has the potential to provide "seed money" for developing future literature.
- There has been a rise in shipping charges from the printer for shipping books in print. We just about break even on shipping print materials
- Income from pamphlets in electronic form is increasing as titles continued to be added



All of 2022 – Events/Conference Income/Expenses

Events/Conference Income - 2022	\$2,754.22
Events/Conference Expense - 2022	\$320.36
Events/Conference Net Income – 2022	\$2,433.86

- In 2022, the Conference/Convention/Celebration was a major source of revenue
- Expenses for Workshops, Conference and other events are for Eventbrite ticketing fees, credit card and Paypal processing fees



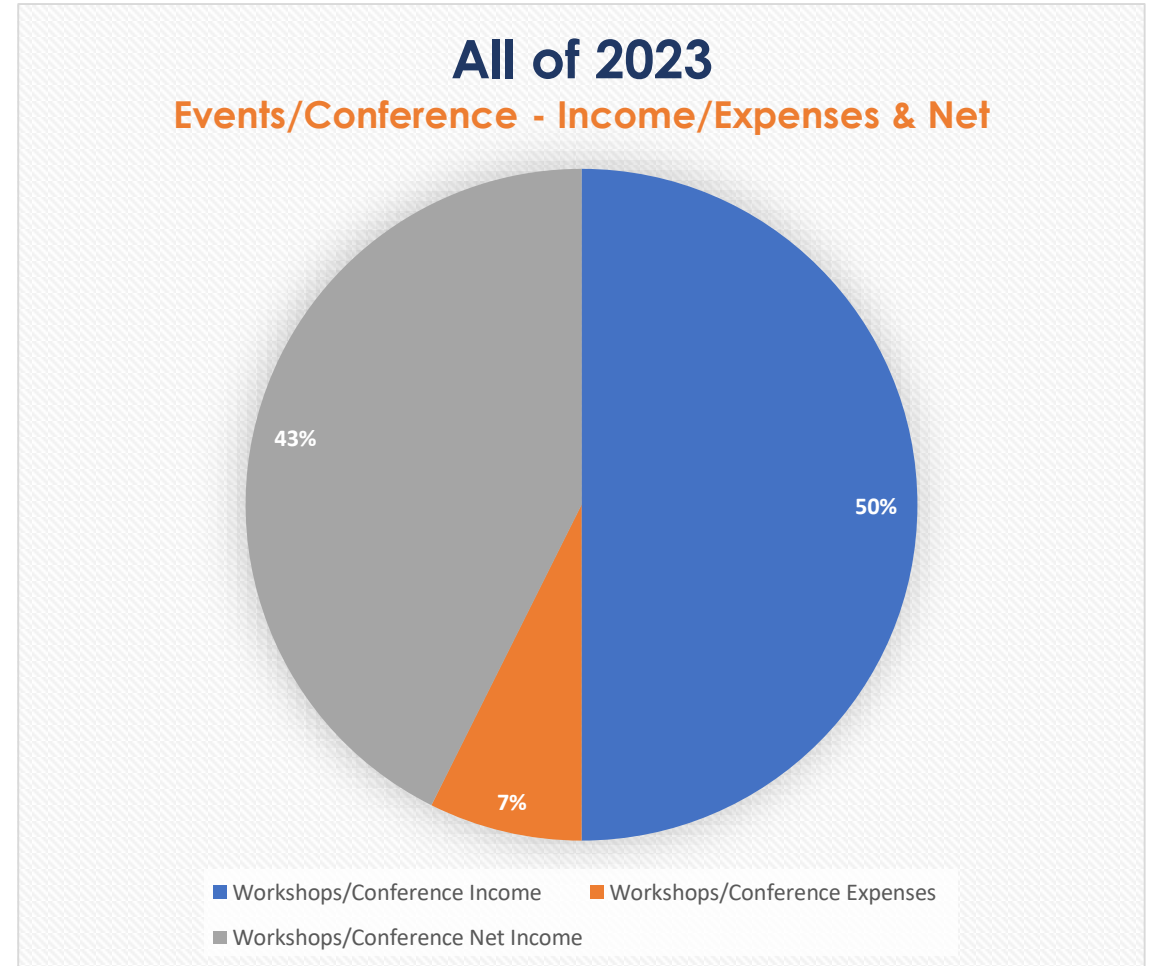
All of 2023 – Events/Conference Income/Expenses

Events/Conference Income – 2023 \$2649.12

Events/Conference Expense – 2023 \$419.20

Events/Conference Net Income – 2023 **\$2229.92**

- The idea for a Convention has been moved to early 2024, so income from that will come then
- The quarterly Sharathon has begun
- Eventbrite fees and international credit card processing fees have gone up. We are trying TicketTailor, which could reduce expenses



Conclusions

- Overall income has dropped by about \$2,300 from the end of 2022 to the end of 2023
- 2022 ended with about \$1,666 in net income, and 2023 ended with \$897 in net income
- Cost-cutting and volunteer contributions of time and services has kept operations expenses lower even with a staff raise. We have yet to see the potential for a prudent reserve
- Income sources are becoming more varied
- Income from Literature increased from a 1% margin in 2022 to a healthier 11% margin in 2023
- Income from workshops, the Conference, and other events provide a strong source of income. Donations are where most income comes from.
- There is a hope the meetings become self-supporting, including the value of what they receive in services from the A.R.T.S. World Service Office