

2024 3rd Virtual World Service Conference of A.R.T.S. Anonymous

Treasurer's Report

Revised 1-14-2025

All of 2023 and 2024

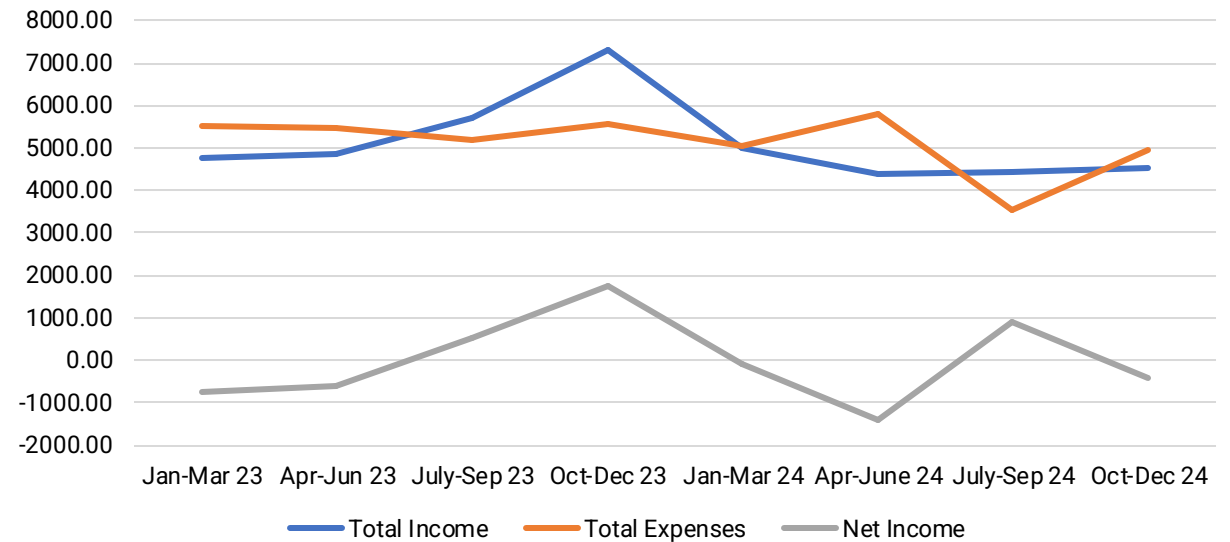
by Fiscal Quarter

Income and Expenses

Category	Jan-Mar 23	Apr-Jun 23	July-Sep 23	Oct-Dec 23	Jan-Mar 24	Apr-June 24	July-Sep 24	Oct-Dec 24
Total Income	4765.41	4864.13	5717.98	7292.87	4980.19	4399.44	4437.27	4518.15
Total Expenses	5496.93	5477.88	5201.44	5566.69	5059.87	5805.58	3533.04	4959.26
Net Income	-731.52	-613.75	516.54	1726.18	-79.68	-1406.14	904.23	-441.11

- The gray line is the difference between income and expenses, called "net".
- 2023 ended with a net gain of \$897.45 for the year. 2024 ended with a net loss of \$ -522.70 for the year.
- Both income and expenses over the past 24 months have remained fairly steady.
- The net at the end of 2024 is a little bit higher than the beginning of 2023.

All of 2023 and 2024 Income, Expenses & Net Income-by Fiscal Qtr.

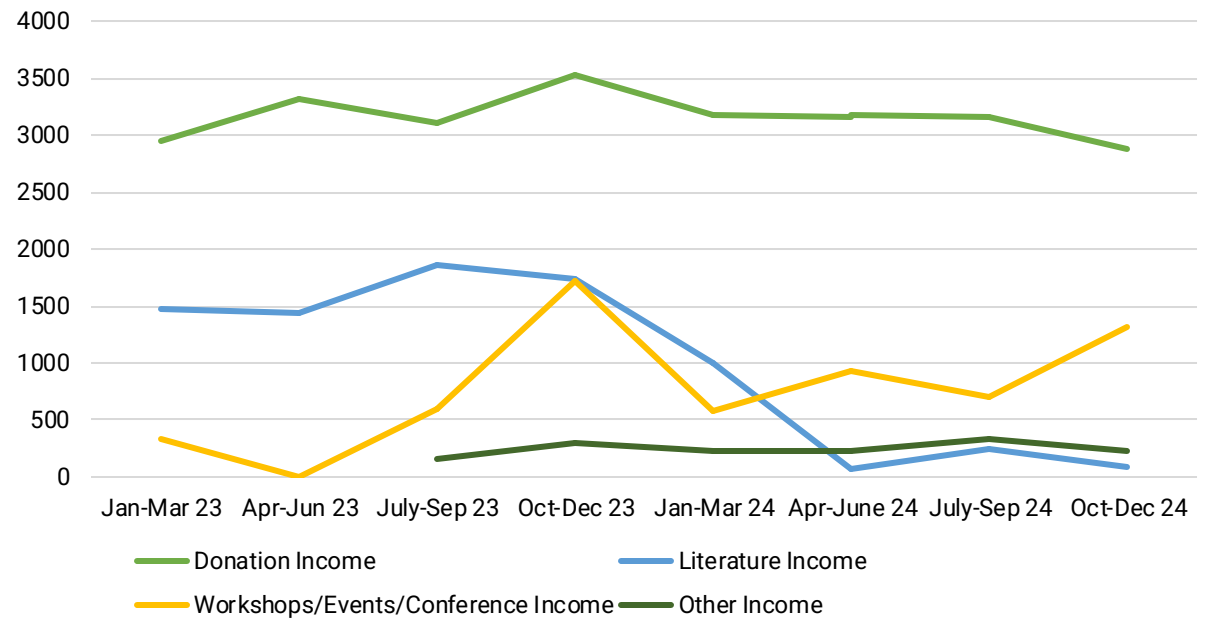


All of 2023 and 2024 by Fiscal Quarter Income by Category

Category	Jan-Mar 23	Apr-Jun 23	July-Sep 23	Oct-Dec 23	Jan-Mar 24	Apr-June 24	July-Sep 24	Oct-Dec 24
Donation Income	2952.92	3325.47	3116.36	3529.38	3184.72	3175.92	3158.62	2882.59
Literature Income	1477.27	1443.66	1859.32	1741.89	991.96	63.85	249.76	91.56
Workshops/Events/Conference Income	335.22	0.00	592.3	1721.6	578.51	934.67	696.00	1319.00
Other Income			150.00	300.00	225.00	225.00	332.89	225.00

- Donations remain the largest source of income, and average about \$1,000 a month. However, donations are trending slowly downward since the end of 2023.
- Income from Literature has gone down, due to the removal of non-Conference approved Literature. Some refunds were issued at the beginning of 2024.
- Workshops and events are becoming a reliable source of income
- "Other income" is from a desk share arrangement at the office.

All of 2023 and 2024 Income by Category



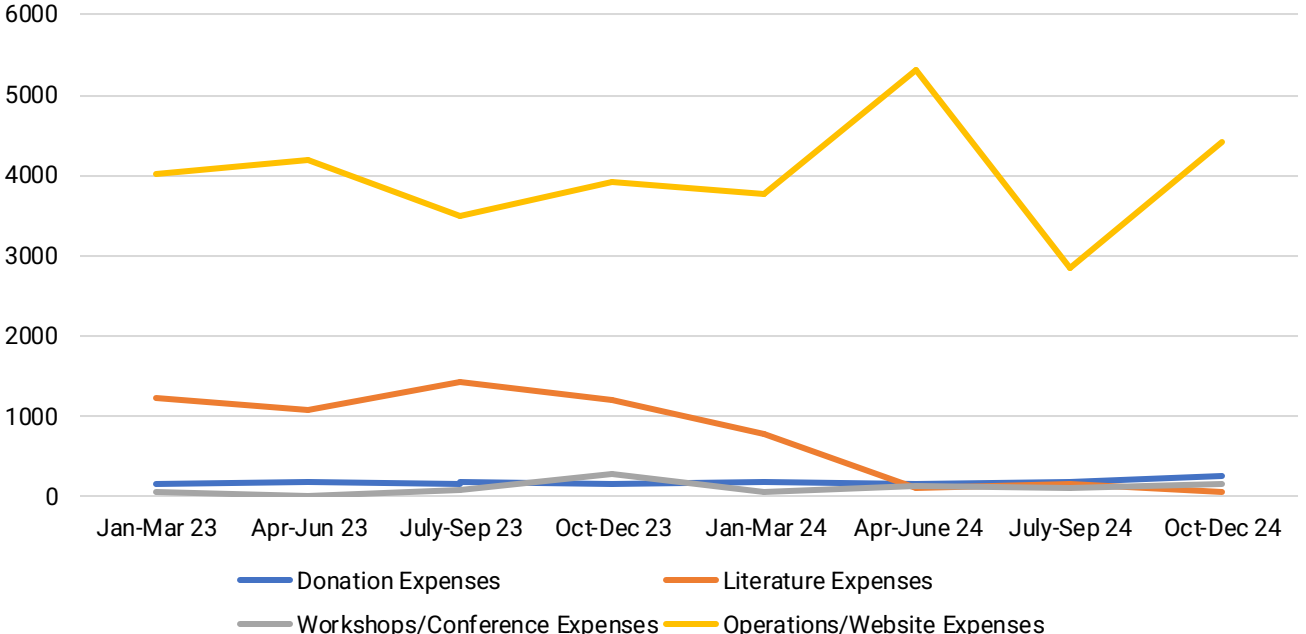
All of 2023 and 2024

by Fiscal Quarter

Expenses by Category

Category	Jan-Mar 23	Apr-Jun 23	July-Sep 23	Oct-Dec 23	Jan-Mar 24	Apr-June 24	July-Sep 24	Oct-Dec 24
Donation Expenses	184.65	194.73	184.66	166.93	189.03	149.23	175.05	266.24
Literature Expenses	1240.73	1089.66	1432.27	1209.47	794.31	108.34	161.90	58.37
Workshops/Conference Expenses	54.82	0	81.99	282.39	64.73	136.30	99.70	151.70
Operations/Website Expenses	4016.73	4193.49	3502.52	3907.9	3761.80	5311.71	2846.39	4417.95

All of 2023 and 2024 Expenses by Category



- Operations remains the highest expense category. Operations includes the website, financial management, legal fees, computer and software, post office box, insurance, office rent and communications.
- Monetary benefit for each A.R.T.S. meeting from Office Operations and the Website is estimated to be \$32.65 per month

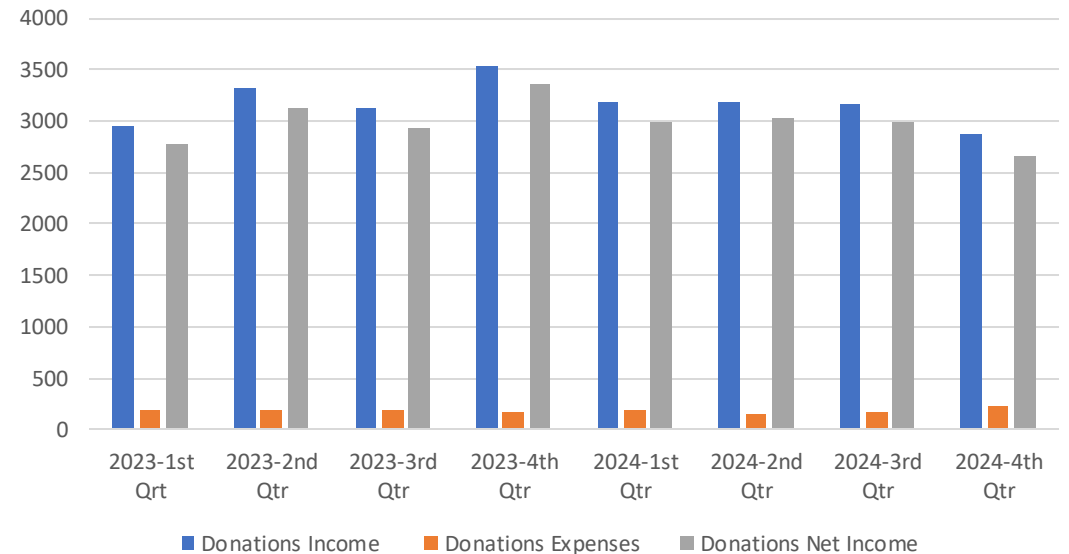
All of 2023 and 2024

Donation Income/Expenses & Net Income

Category	2023-1st Qtr	2023-2nd Qtr	2023-3rd Qtr	2023-4th Qtr	2024-1st Qtr	2024-2nd Qtr	2024-3rd Qtr	2024-4th Qtr	Total
Donations Income	2952.92	3325.47	3116.36	3529.38	3184.72	3175.92	3158.62	2882.59	25325.98
Donations Expenses	184.65	194.73	184.66	166.93	189.03	149.23	175.05	226.24	1470.52
Donations Net Income	2768.27	3130.74	2931.70	3362.45	2995.69	3026.69	2983.57	2656.35	23855.46

- Donation expenses are processing and transaction fees from credit cards and PayPal

By Quarter- 2023 & 2024
Donation Income, Expenses and Net

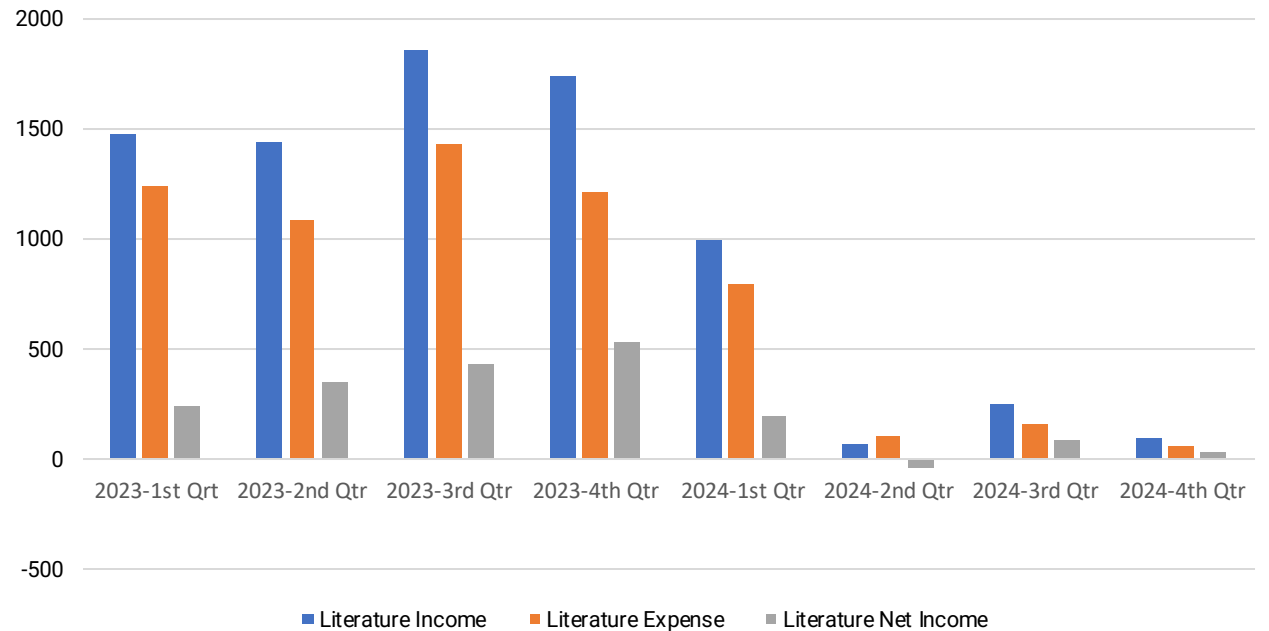


All of 2023 and 2024

Literature Income/Expenses & Net Income

Category	2023-1st Qtr	2023-2nd Qtr	2023-3rd Qtr	2023-4th Qtr	2024-1st Qtr	2024-2nd Qtr	2024-3rd Qtr	2024-4th Qtr	Total
Literature Income	1477.27	1443.66	1859.32	1741.89	991.96	63.85	249.76	91.56	\$7,919.27
Literature Expense	1240.73	1089.66	1432.27	1209.47	794.31	108.34	161.9	58.37	\$6,095.05
Literature Net Income	236.54	354	427.05	532.42	197.65	-44.49	87.86	33.19	\$1,824.22

By Quarter- 2023 & 2024
Literature Income, Expenses and Net



- Income from Literature has dropped substantially due to the removal of non-Conference approved Literature for sale in early 2024.

All of 2023 & 2024 – Workshops/Events/Conference Income/Expenses & Net Income

Category	2023-1st Qtr	2023-2nd Qtr	2023-3rd Qtr	2023-4th Qtr	2024-1st Qtr	2024-2nd Qtr	2024-3rd Qtr	2024-4th Qtr	Total
Workshops/Events/Conference Income	335.22	0.00	592.30	1721.60	578.51	934.67	696.00	1319.00	6177.30
Workshops/Events/Conference Expenses	54.82	0.00	81.99	282.39	64.73	136.30	99.70	151.70	871.63
Workshops/Events/Conference Net Income	280.40	0.00	510.31	1439.21	513.78	798.37	596.30	1167.30	5305.67

- Expenses for events and the workshops went down some with the switch from Eventbrite to Ticket Tailor.
- The last quarter of 2024 shows an uptick of income due to the 40th Birthday Celebration in November and World Service Conference in January 2025.
- Much of the income from the 2024 3rd Virtual World Service Conference will appear in January 2025.

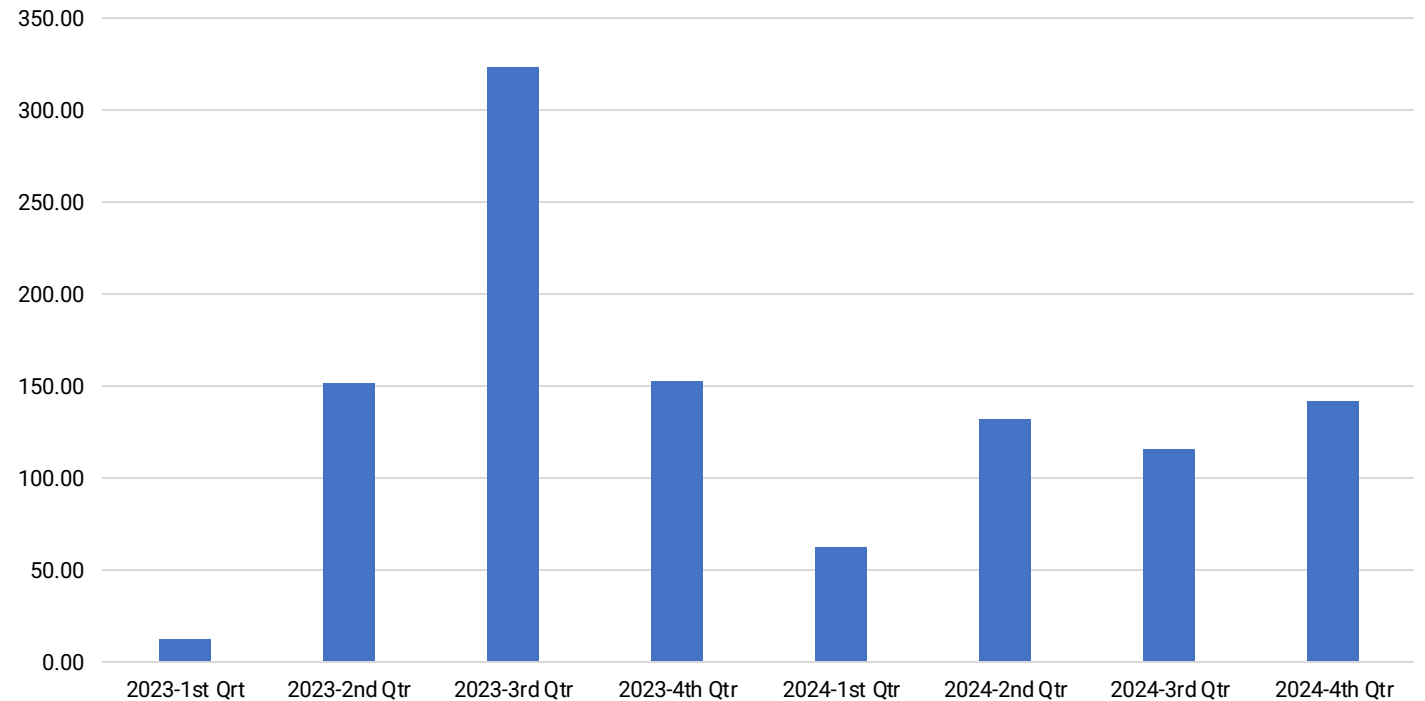
By Quarter- 2023 & 2024
All Events Income, Expenses and Net



All of 2023 & First, Second, Third Qtrs. Meeting Donations Income

Category	2023-1st Qtr	2023-2nd Qtr	2023-3rd Qtr	2023-4th Qtr	2024-1st Qtr	2024-2nd Qtr	2024-3rd Qtr	2024-4th Qtr	Total
INCOME	12.67	151.52	323.46	153.34	63.00	131.96	116.24	142.21	\$1,094.40

By Quarter- 2023 & 2024
Meeting Donation Income



- Meetings are encouraged to collect contributions to cover their own expenses, and to support World Services.
- Overall, meeting donations remain a small part of donation income.

Conclusions

- Income and expenses remain relatively steady, as does the bank balance. Although we are stable, the finances are not growing.
- A Board Treasurer or other Financial Officer would help us determine and work toward a prudent reserve and how to get us on better financial footing
- A.R.T.S. has been given notice that as of December 2025 it will no longer have the incredibly inexpensive office rental arrangement that we have enjoyed for years
- The website remains a concern for its ability to attract, for ease of use, and stability.
- There is a hope the meetings become self-supporting, including the value of what they receive in services from A.R.T.S. World Services.