

# 2025 World Service Conference of A.R.T.S. Anonymous

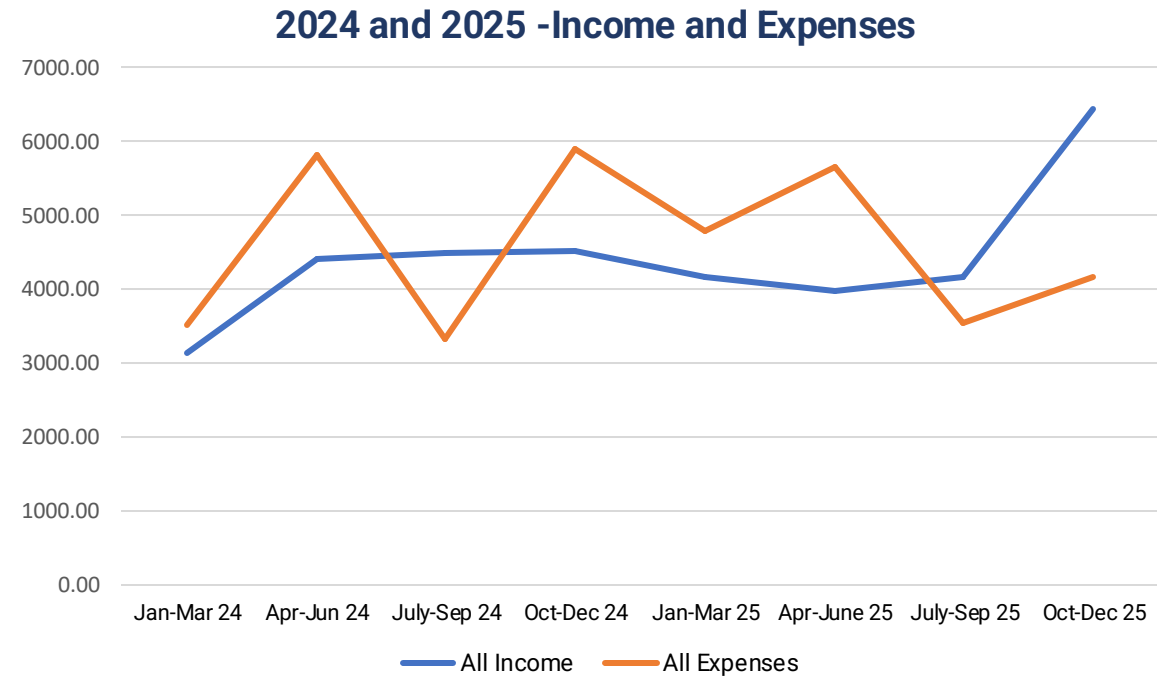
## Treasurer's Report

01/06/2026

## 2024 and 2025 Income & Expenses by Fiscal Quarter

Category	Jan-Mar 24	Apr-Jun 24	July-Sep 24	Oct-Dec 24	Jan-Mar 25	Apr-June 25	July-Sep 25	Oct-Dec 25
All Income	3123.71	4399.44	4483.47	4518.15	4175.27	3980.37	4171.31	6434.96
All Expenses	3506.00	5805.58	3329.24	5894.26	4796.17	5645.00	3533.04	4177.42

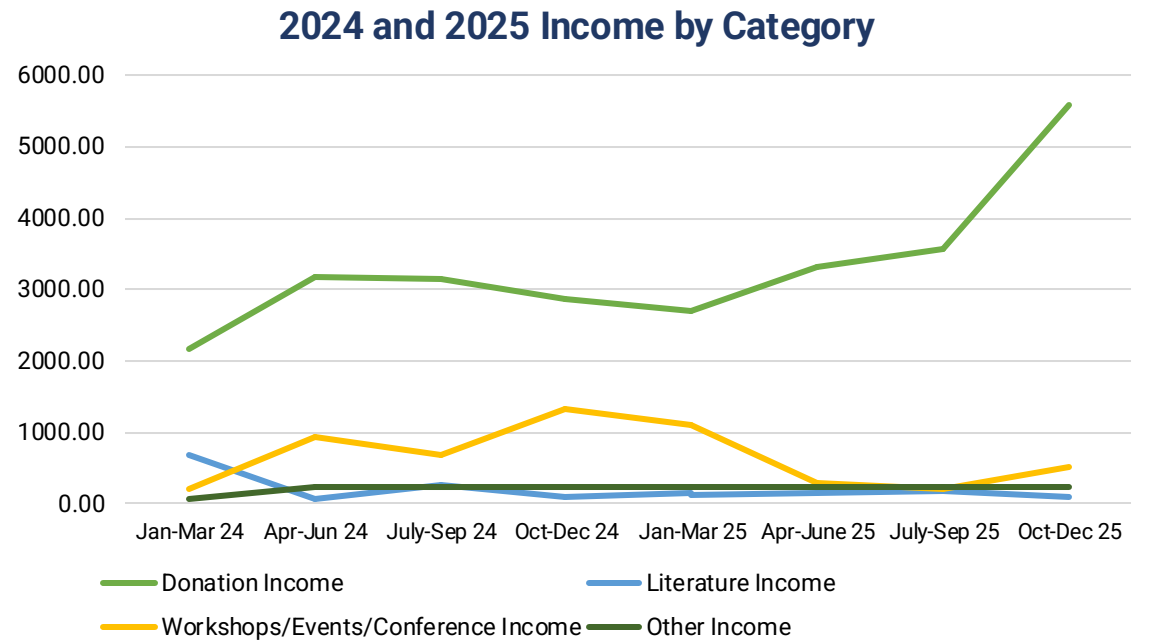
- The launch of a fundraising campaign in mid-2025 began a rise of donations
- Expenses in 2025 included \$1,700 in trademark application and registration fees
- The final quarter of 2025 showed an upswing in net income due to a rise in donations



## 2024 and 2025 Income by Category

[illegible]

- Donations remain the largest source of income
- "Other income" is coming from a desk share arrangement at the office.

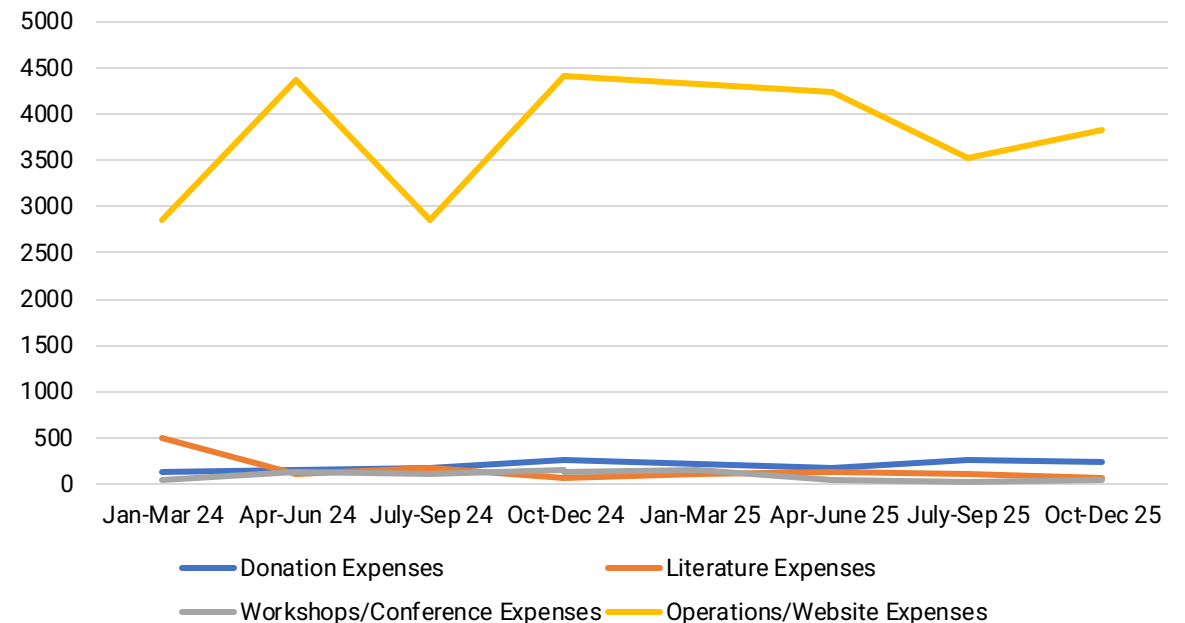


# 2024 and 2025 Expenses by Category

Category	Jan-Mar 24	Apr-Jun 24	July-Sep 24	Oct-Dec 24	Jan-Mar 25	Apr-June 25	July-Sep 25	Oct-Dec 25
Donation Expenses	129.01	149.23	175.05	266.24	210.51	179.03	255.14	233.07
Literature Expenses	490.26	108.34	161.9	58.37	97.09	134.75	108.19	62.99
Workshops/Conference Expenses	39.96	136.3	99.7	151.7	159.42	41.48	35.48	47.75
Operations/Website Expenses	2846.77	4361.71	2846.39	4417.95	4329.15	4239.74	3538.26	3833.61

- Operations and the Website are the largest expenses.
- Operations includes rent, special worker salary, website costs, trademark fees, online software, fees for credit cards and ticket sales
- Operations expenses support all aspects of World Service, including the Conference

2024 and 2025 Expenses by Category



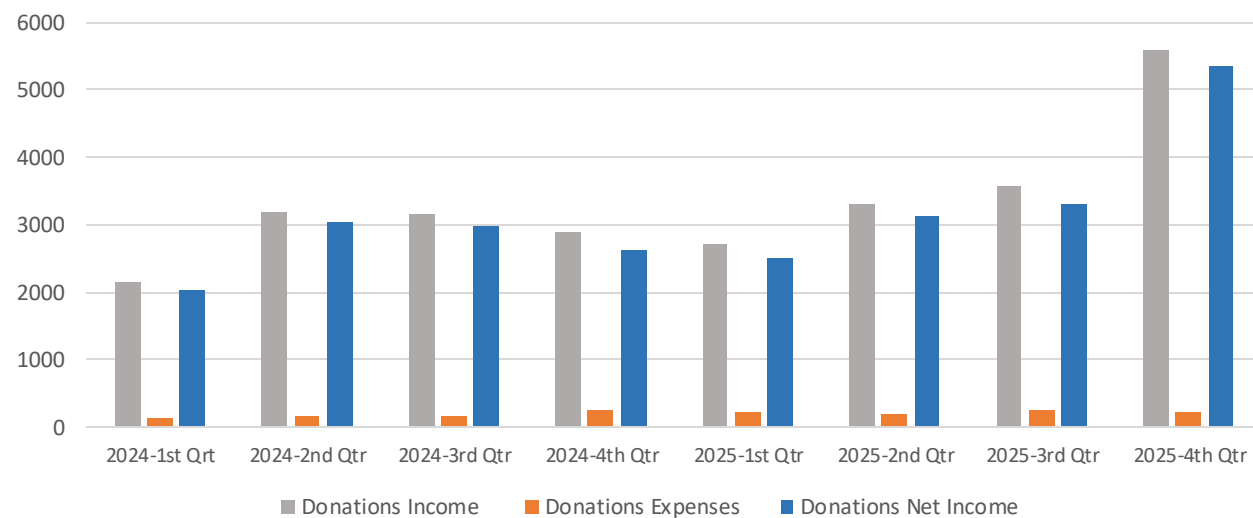
# 2024 and 2025

## Donation Income/Expenses & Net Income

Category	2024-1st Qtr	2024-2nd Qtr	2024-3rd Qtr	2024-4th Qtr	2025-1st Qtr	2025-2nd Qtr	2025-3rd Qtr	2025-4th Qtr
Donations Income	2164.36	3175.92	3158.62	2882.59	2703.49	3306.49	3565.41	5588.86
Donations Expenses	129.01	149.23	175.05	266.24	210.51	179.03	255.14	233.07
Donations Net Income	2035.35	3026.69	2983.57	2616.35	2492.98	3127.46	3310.27	5355.79

### 2024 and 2025 Donation Income/Expenses & Net Income

- The difference between donation income and donation expenses is large.
- Tracking and accounting for donations takes most of the bookkeeping time in the office



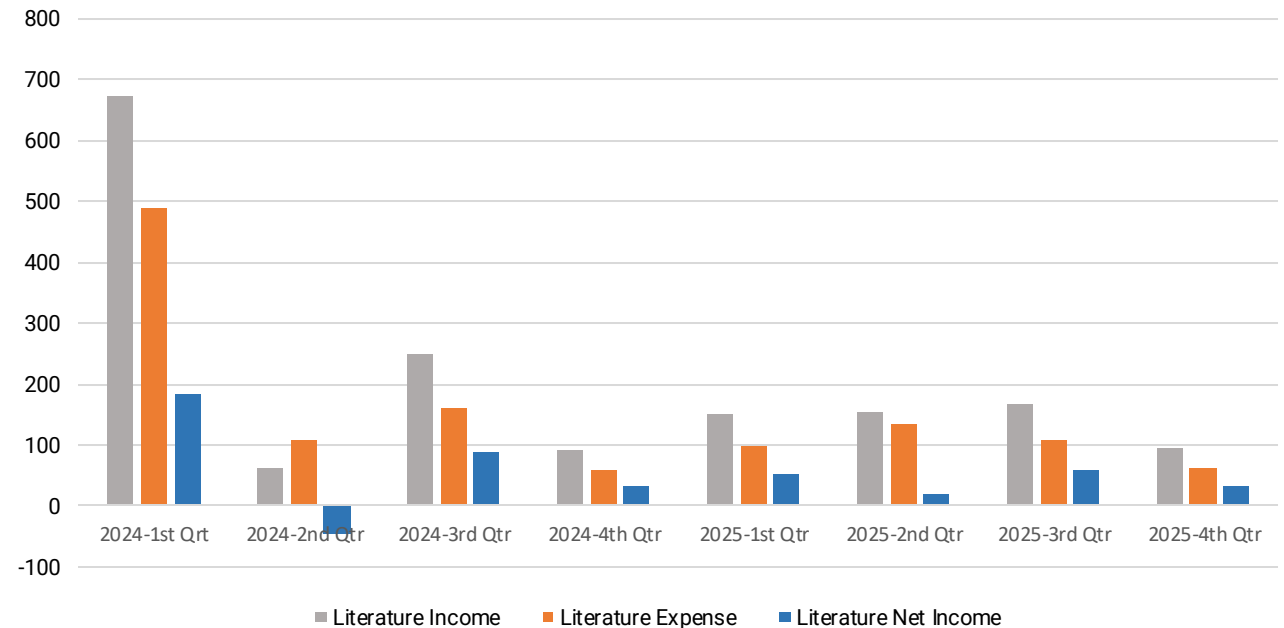
# 2024 and 2025

## Literature Income/Expenses & Net Income

Category	2024-1st Qtr	2024-2nd Qtr	2024-3rd Qtr	2024-4th Qtr	2025-1st Qtr	2025-2nd Qtr	2025-3rd Qtr	2025-4th Qtr
Literature Income	674.84	63.85	249.76	91.56	149.78	153.88	166.9	96.10
Literature Expense	490.26	108.34	161.9	58.37	97.09	134.75	108.19	62.99
Literature Net Income	184.58	-44.49	87.86	33.19	52.69	19.13	58.71	33.11

- Income from Literature currently comes from the electronic sale of pamphlets
- A.R.T.S. receives 30 cents from each electronic pamphlet sale

2024 and 2025 Literature Income/Expenses & Net Income

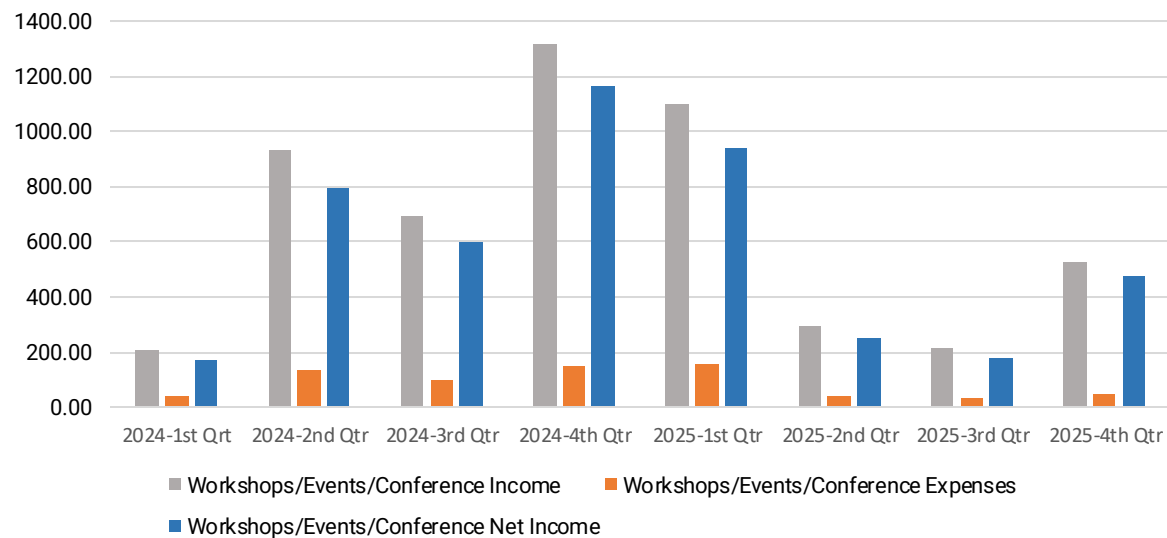


## 2024 and 2025 Workshops/Events/Conference Income/Expenses & Net Income

Category	2024-1st Qtr	2024-2nd Qtr	2024-3rd Qtr	2024-4th Qtr	2025-1st Qtr	2025-2nd Qtr	2025-3rd Qtr	2025-4th Qtr
Workshops/Events/Conference Income	209.51	934.67	696.00	1319.00	1097.00	295.00	214.00	525.00
Workshops/Events/Conference Expenses	39.96	136.30	99.70	151.70	159.42	41.48	35.48	47.75
Workshops/Events/Conference Net Income	169.55	798.37	596.30	1167.30	937.58	253.52	178.52	477.25

- Income from workshops and events went down after the monthly 12-Step workshop series ended.
- Income from the Conference and the December Sharathon are reflected in the 4th Quarter
- The 40th Birthday Celebration in November 2024 and the World Service Conference last January were vital sources of income.

### 2024 and 2025 Workshops/Events/Conference Income/Expenses & Net Income

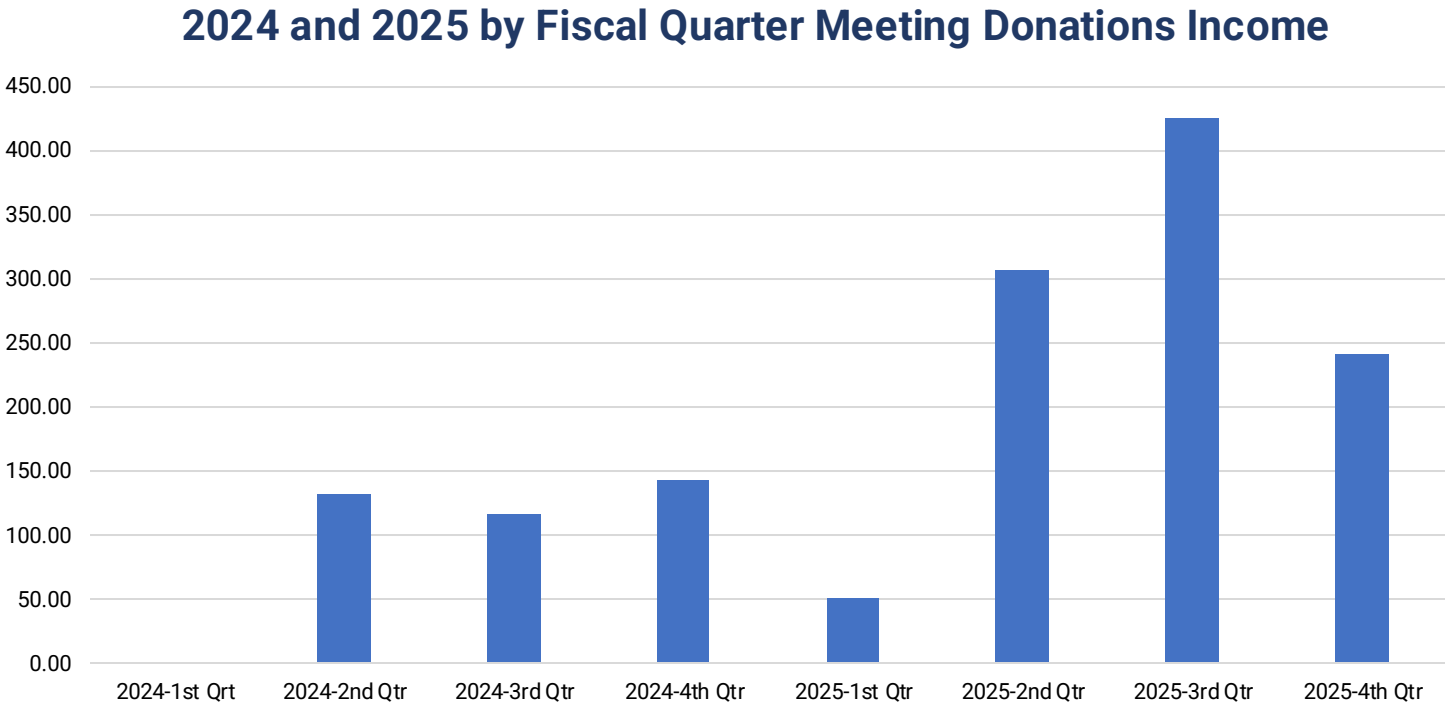


# 2024 and 2025 by Fiscal Quarter

## Meeting Donations Income

Category	2024-1st Qtr	2024-2nd Qtr	2024-3rd Qtr	2024-4th Qtr	2025-1st Qtr	2025-2nd Qtr	2025-3rd Qtr	2025-4th Qtr
Meeting Donation Income	0.00	131.96	116.24	142.21	50.91	306.82	424.30	241.62

- Donations from Meetings have risen substantially in the past 9 months
- Donations from Meetings currently make up 8.5% of donation income





# Final Notes

- The World Service office has moved to a new location due as its current arrangement ended. A.R.T.S. is grateful to its special worker Chinu, who used her personal contacts to find a desk with internet at the same rate of \$250 per month.
- The Board is held Strategy Planning meetings at the end of December and in early January to determine priorities based on a stagnant financial situation. As A.R.T.S. is not growing, the Board's focus may need to change, affecting World Services.
- The hope is that trusted servant members with skills and commitment can fill the gap where resources in time, energy and money is burning out.